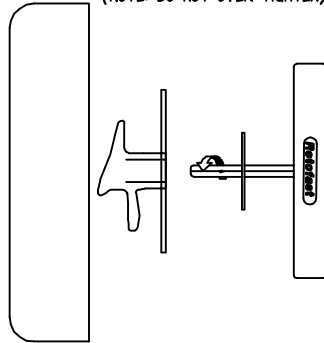


DRYWALL, WALL BOARD

OPEN STUDS, BLOCK

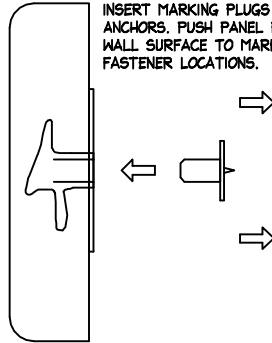
SCREW ROTOFAST ANCHORS INTO BACK OF PANEL USING ROTOFAST DRIVE. (NOTE: DO NOT OVER-TIGHTEN)



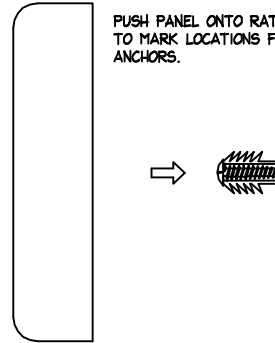
ATTACH RATCHET FASTENERS TO CEILING/WALL SURFACE. (STUDS, STRAPPING ETC.)



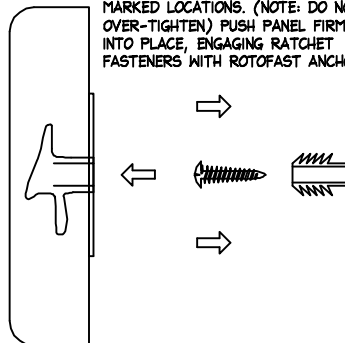
INSERT MARKING PLUGS INTO ROTOFAST ANCHORS. PUSH PANEL FIRMLY AGAINST WALL SURFACE TO MARK RATCHET FASTENER LOCATIONS.



PUSH PANEL ONTO RATCHET FASTENERS TO MARK LOCATIONS FOR ROTOFAST ANCHORS.



ATTACH RATCHET FASTENERS AT MARKED LOCATIONS. (NOTE: DO NOT OVER-TIGHTEN) PUSH PANEL FIRMLY INTO PLACE, ENGAGING RATCHET FASTENERS WITH ROTOFAST ANCHORS.



SCREW ROTOFAST ANCHORS INTO BACK OF THE PANEL AT THE MARKED LOCATIONS. PUSH PANEL ONTO RATCHET FASTENERS.

