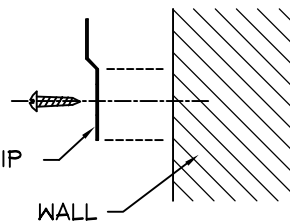
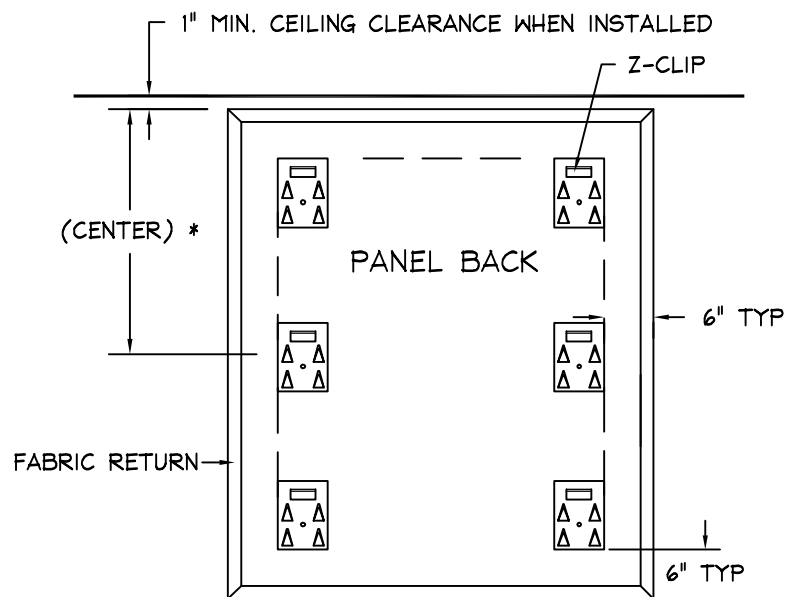


IF CLIP COMES LOOSE DURING SHIPPING APPLY CONSTRUCTION ADHESIVE AND REINSERT BASE CLIP



LOCATE "Z" CLIPS OR OPTIONAL "Z" BAR ON WALL AND SECURE AS REQUIRED FOR WALL SUBSTRATE.

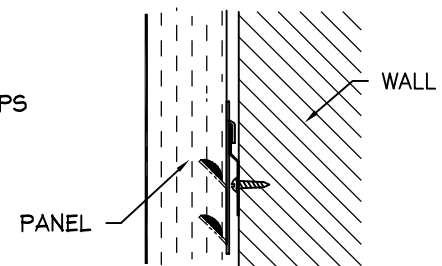
SLIDE PANEL DOWN ONTO CLIPS UNTIL FIRMLY SEATED



*-PANELS OVER 5' HIGH OR WIDE REQUIRE (6) "Z" CLIPS. SMALLER PANELS REQUIRE (4) "Z" CLIPS.

PANEL MOUNTED Z-CLIP PLACEMENT

ON PANELS 36" AND UNDER IN EITHER DIRECTION THE Z-CLIPS WILL BE LOCATED 3" FROM THE EDGE.



INSTALLED PANEL



TITLE
 PANEL MOUNTING
 UTILIZING Z-CLIPS
 INSTALLATION INSTRUCTIONS

LAST DATE
 REVISED
 6/13/07

DRAWN BY
 JAA

DRAWING NO.
 INSTAL06.DWG
 T-DWG