

KINETICS™

1" and 2" Deflection Isolation Hangers Model SFH

Description

Kinetics Model SFH Vibration Isolation Hangers consist of free-standing, large diameter, laterally stable steel springs in series with a precompressed molded fiberglass insert assembled into a stamped or welded hanger bracket. To assure stability, the spring element has a minimum lateral spring stiffness of 1.0 times the rated vertical stiffness. Hangers will allow support rod misalignment through a 30° arc without short circuiting. Isolation brackets will carry a 500% overload without failure. Model SFH hangers are superior to hangers which incorporate a spring only, that can transmit noise through the all-metal construction, and hangers incorporating noise stop pads only, that can transmit low frequency vibration which a spring would isolate. Hangers are available in deflections 1.04" to 2.20" (26 to 56 mm), and in capacities from 35 to 3500 lbs. (16 to 1588 kg). Kinetics Model SFH combination hangers are recommended for the isolation of vibration produced by suspended mechanical equipment, low speed suspended fans, transformers, ductwork, piping, etc.

Application

Kinetics Model SFH hangers are recommended for use near critically quiet areas for isolating any suspended source of both audible and inaudible noise and vibration. Suspended mechanical equipment such as in-line fans, cabinets fans, and piping and ductwork in close proximity to mechanical equipment are typical uses of Model SFH hangers.

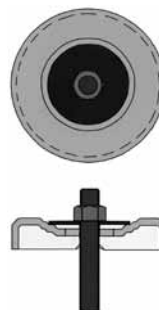
High sound transmission loss ceiling systems can be effectively isolated by the use of Model SFH hangers in the ceiling suspension system. This hanger model is particularly suitable for use in isolated ceiling systems used to shield spaces from mechanical equipment rooms, flyover aircraft, and similar sound isolation involving predominantly low frequency noise.

Standard Model SFH hangers are shipped fully assembled and ready for installation in threaded rod suspension systems.

Model SFH hangers are available in a wide range of load and static deflection selections and can be provided with labor saving accessories for adaption to wire or strap suspension systems, and may be preloaded, or provided with plates for ease in erecting piping at a fixed elevation.



- Polyester Powder Coated Bracket and Spring Coil
- Self-Centering Cap Patent No. 5,653,426



How the self centering no short cap works:

Indexed steps in spring cap correspond to standard washer diameters for the appropriate rod diameter. The washer and rod stay centered in the cap.

Specifications

Vibration isolators for suspended equipment with minimum static deflection requirement exceeding 0.4" (10 mm), and where both high and low frequency vibration is to be isolated, shall be hangers consisting of a laterally stable steel spring in series with a pre-compressed molded fiberglass insert, complete with a load plate and assembled in a stamped or welded steel bracket.

The fiberglass insert shall be individually coated with a flexible, moisture-impervious elastomeric membrane. The insert shall be molded from glass fibers with fiber diameters not exceeding 0.00027" (6.8 microns) and with a modulus of elasticity of 10.5 million PSI (738,223 kg/cm²).

Natural frequency of fiberglass vibration isolators shall be essentially constant for the operating load range of the supported equipment.

The spring element shall have a minimum lateral stiffness of 1.0 times the rated vertical stiffness.

Vibration isolators shall be color coded or otherwise identified to indicate load capacity.

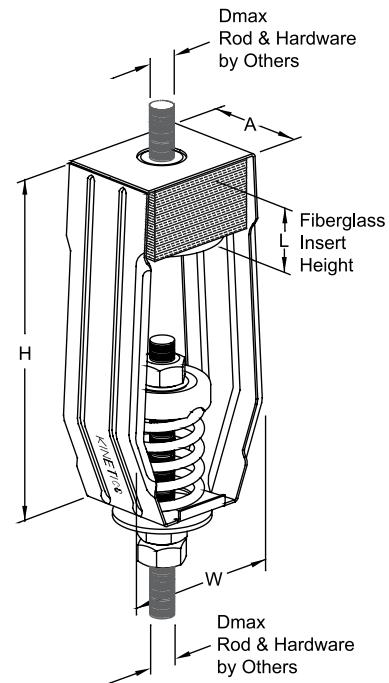
The hanger bracket shall be designed to carry a 500% overload without failure and to allow support rod misalignment through a 30° arc without metal-to-metal contact or other short circuit.

The hanger bracket shall incorporate spring caps with indexed steps which correspond to the washer diameter of appropriately sized hanger rod to keep the rod centered in the spring cap and reduce rod misalignment. The spring caps are protected under U.S. patent number 5,653,426.

Isolation hangers shall be selected by the manufacturer for each specific application to comply with deflection requirements as shown on the

Vibration Isolation Schedule or as indicated on the project documents.

The combination isolation hanger assembly with fiberglass insert shall be Model SFH, as manufactured by Kinetics Noise Control, Inc.



Hanger Type	Spring Color	Standard Ratings						Dimensions									
		Spring O.D.		Load		Deflection		L		H		W		A		Dmax	
		in	mm	lbs	kg	in	mm	in	mm	in	mm	in	mm	in	mm	in	mm
SFH-1-35	Blue	1.75	44	35	16	1.72	44	1.13	29	7.38	187	3.69	94	2.25	57	0.63	16
SFH-1-70	Green	1.75	44	70	32	1.63	41	1.13	29	7.38	187	3.69	94	2.25	57	0.63	16
SFH-1-125	Gray	1.75	44	125	57	1.57	40	1.13	29	7.38	187	3.69	94	2.25	57	0.63	16
SFH-1-245	Brown	1.75	44	245	111	1.46	37	1.13	29	7.38	187	3.69	94	2.25	57	0.63	16
SFH-1-370	Orange	1.75	44	370	168	1.12	28	1.13	29	7.38	187	3.69	94	2.25	57	0.63	16
SFH-1-500	Beige	1.75	44	500	227	1.07	27	1.25	32	7.38	187	3.69	94	2.25	57	0.63	16
SFH-1-600	Chrome	1.75	44	600	272	1.08	27	1.25	32	7.38	187	3.69	94	2.25	57	0.63	16
SFH-1-700	Beige/Wht	1.75	44	700	318	1.08	28	1.25	32	7.38	187	3.69	94	2.25	57	0.63	16
SFH-1-805	Chrm/Wht	1.75	44	805	365	1.10	28	1.25	32	7.38	187	3.69	94	2.25	57	0.63	16
SFH-1-50	Beige	3.00	76	50	23	1.00	25	1.50	38	8.59	218	5.58	142	3.63	92	1.00	25
SFH-1-100	Chrome	3.00	76	100	45	1.00	25	1.50	38	8.59	218	5.58	142	3.63	92	1.00	25
SFH-1-250	Blue	3.00	76	250	113	1.90	48	1.50	38	8.59	218	5.58	142	3.63	92	1.00	25
SFH-1-450	Green	3.00	76	450	204	1.69	43	1.50	38	8.59	218	5.58	142	3.63	92	1.00	25
SFH-1-625	Black	3.00	76	625	283	1.61	41	1.50	38	8.59	218	5.58	142	3.63	92	1.00	25
SFH-1-800	Gray	3.00	76	800	363	1.50	38	1.50	38	8.59	218	5.58	142	3.63	92	1.00	25
SFH-1-1000	Red	3.00	76	1000	454	1.23	31	1.50	38	8.59	218	5.58	142	3.63	92	1.00	25
SFH-1-1250	Brown	3.00	76	1250	567	1.18	30	1.50	38	8.59	218	5.58	142	3.63	92	1.00	25
SFH-1-1700	Orange	3.00	76	1700	771	1.05	27	1.50	38	8.59	218	5.58	142	3.63	92	1.00	25
SFH-1-2200	Org/Gray	3.00	76	2200	998	1.05	27	1.50	38	9.50	241	5.00	127	4.75	121	1.00	25
SFH-1-2465	Blue	3.00	76	2465	1118	1.05	27	1.50	38	9.50	241	5.00	127	4.75	121	1.00	25
SFH-1-2865	Blue/Gry	3.00	76	2865	1300	1.05	27	1.50	38	9.50	241	5.00	127	4.75	121	1.00	25
SFH-1-3500	Blue/Brn	3.00	76	3500	1588	1.06	27	1.50	38	9.50	241	5.00	127	4.75	121	1.00	25
SFH-2-35	Blue	1.75	44	35	16	2.00	51	1.13	29	7.38	187	3.69	94	2.25	57	0.63	16
SFH-2-70	Green	1.75	44	70	32	2.00	51	1.13	29	7.38	187	3.69	94	2.25	57	0.63	16
SFH-2-120	Gray	1.75	44	120	54	2.00	51	1.13	29	7.38	187	3.69	94	2.25	57	0.63	16
SFH-2-220	Brown	1.75	44	220	100	2.13	54	1.13	29	7.38	187	3.69	94	2.25	57	0.63	16
SFH-2-260	Blue	3.00	76	260	118	2.20	56	2.00	51	8.59	218	5.58	142	3.63	92	1.00	25
SFH-2-465	Green	3.00	76	465	211	2.02	51	2.00	51	8.59	218	5.58	142	3.63	92	1.00	25
SFH-2-720	Black	3.00	76	720	327	1.93	49	2.00	51	8.59	218	5.58	142	3.63	92	1.00	25
SFH-2-850	White	3.00	76	850	386	2.01	51	2.00	51	8.59	218	5.58	142	3.63	92	1.00	25
SFH-2-1025	Beige	3.00	76	1025	465	1.81	46	2.00	51	8.59	218	5.58	142	3.63	92	1.00	25
SFH-2-1200	Chrome	3.00	76	1200	544	1.77	45	2.00	51	8.59	218	5.58	142	3.63	92	1.00	25
SFH-2-2000	Orange	5.00	127	2000	909	-	-	1.25	32	12.00	305	6.00	152	6.00	152	1.00	25
SFH-2-2500	Blue	5.00	127	2500	1136	-	-	1.25	32	12.00	305	6.00	152	6.00	152	1.00	25
SFH-2-2750	Blu/Blu	5.00	127	2750	1250	-	-	1.25	32	12.00	305	6.00	152	6.00	152	1.00	25
SFH-2-3025	Blu/Grn	5.00	127	3025	1375	-	-	1.25	32	12.00	305	6.00	152	6.00	152	1.00	25
SFH-2-3250	Blu/Blk	5.00	127	3250	1477	-	-	1.25	32	12.00	305	6.00	152	6.00	152	1.00	25



United States

6300 Irelan Place
P.O. Box 655
Dublin, Ohio 43017
Phone: 614-889-0480
Fax: 614-889-0540

Canada


3570 Nashua Drive
Mississauga, Ontario
L4V 1L2
Phone: 905-670-4922
Fax: 905-670-1698

www.kineticsnoise.com
sales@kineticsnoise.com

Kinetics Noise Control, Inc. is continually upgrading the quality of our products. We reserve the right to make changes to this and all products without notice.

KINETICS™

4" Deflection Isolation Hangers Model SH



Description

Kinetics Model SH Vibration Isolation Hangers are designed to reduce the transmission of vibration and noise produced by suspended equipment and piping. SH Hangers incorporate a high deflection color-coded spring element, load transfer plate, and noise isolation pad, assembled into a stamped or welded hanger bracket. To assure stability, the spring element has a minimum lateral spring stiffness of 1.0 times the rated vertical stiffness. Springs are polyester powder coated, with a 1000-hour salt spray rating per ASTM B-117. SH Hangers will allow a support rod misalignment through a 30° arc without short circuiting. Isolation brackets will carry a 500% overload without failure. Hangers are available in deflections of 4.00" (102 mm) and in capacities from 100 to 3850 lbs. (46 to 1747 kg). SH Hangers are effective in isolating vibration produced by low rpm equipment. Kinetics Model SH Hangers are recommended for the isolation of vibration produced by suspended mechanical equipment, in-line and exhaust fans, ductwork, piping, etc.

Application

Kinetics Model SH Hangers are recommended for use in isolating suspending sources of inaudible frequency vibration located near critical vibration free areas.

Suspended mechanical equipment such as in-line fans, cabinet fans, and piping and ductwork in close proximity to mechanical equipment are typical uses of Model SH hangers.

Standard Model SH hangers are shipped fully assembled and ready for installation in threaded metal rod suspension systems.

Model SH hangers are available in a wide range of load and static deflection selections, and can be provided with labor saving accessories for preloading, or provided with positioning plates for ease in erecting piping at a fixed elevation.

Hanger Type	Spring Color	Rated Load		Deflection		Free HT		Spring O.D.		H		W		A		Dmax	
		lbs	kg	in	mm	in	mm	in	mm	in	mm	in	mm	in	mm	in	mm
SH-4-100	Gray	100	45	4.00	102	10.00	254	5.63	143	16.00	406	9.38	238	6.00	152	0.88	22
SH-4-250	Blue	250	114	4.00	102	10.00	254	5.63	143	16.00	406	9.38	238	6.00	152	0.88	22
SH-4-500	Green	500	227	4.00	102	10.00	254	5.63	143	16.00	406	9.38	238	6.00	152	0.88	22
SH-4-750	Black	750	341	4.00	102	10.00	254	5.63	143	16.00	406	9.38	238	6.00	152	0.88	22
SH-4-1000	Red	1000	454	4.00	102	10.00	254	5.63	143	16.00	406	9.38	238	6.00	152	0.88	22
SH-4-1250	Brown	1250	568	4.00	102	10.00	254	5.63	143	16.00	406	9.38	238	6.00	152	0.88	22
SH-4-1600	Orange	1600	726	4.00	102	10.00	254	5.63	143	16.00	406	9.38	238	6.00	152	0.88	22
SH-4-2250	Beige	2250	1023	4.00	102	11.50	292	8.00	203	18.50	470	13.50	343	8.00	203	1.00	25
SH-4-2500	Bge/Blu	2500	1135	4.00	102	11.50	292	8.00	203	18.50	470	13.50	343	8.00	203	1.00	25
SH-4-2750	Bge/Grn	2750	1249	4.00	102	11.50	292	8.00	203	18.50	470	13.50	343	8.00	203	1.00	25
SH-4-3000	Bge/Blk	3000	1362	4.00	102	11.50	292	8.00	203	18.50	470	13.50	343	8.00	203	1.00	25
SH-4-3250	Bge/Red	3250	1476	4.00	102	11.50	292	8.00	203	18.50	470	13.50	343	8.00	203	1.00	25
SH-4-3500	Bge/Brn	3500	1589	4.00	102	11.50	292	8.00	203	18.50	470	13.50	343	8.00	203	1.00	25
SH-4-3850	Bge/org	3850	1748	4.00	102	11.50	292	8.00	203	18.50	470	13.50	343	8.00	203	1.00	25

Specifications

Vibration isolators for suspended equipment, with minimum static deflection requirement exceeding 0.4" (10 mm) shall be hangers consisting of a free-standing, laterally stable steel spring and elastomeric washer in series, assembled in a stamped or welded steel bracket.

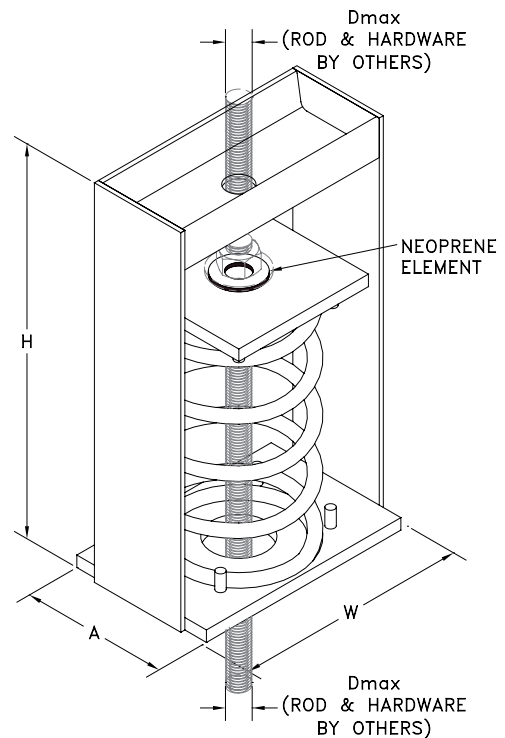
The bracket shall be finished with an polyester powder coating. The manufacturer shall provide independent laboratory testing showing that the bracket with this finish has endured a minimum of 1,000 hours of exposure to salt spray fog testing per ASTM B117 without signs of corrosion.

The hanger bracket shall be designed to carry a 500% overload without failure and to allow a support rod misalignment through a 30° arc without metal-to-metal contact or other short circuit.

Springs shall have a minimum lateral stiffness of 1.0 times the rated vertical stiffness.

Springs shall be selected to provide operating static deflections shown on the Vibration Isolation Schedule or as indicated on the project documents. Springs shall be color coded or otherwise identified to indicate load capacity.

Vibration isolation hangers shall be Model SH, as manufactured by Kinetics Noise Control, Inc.



United States

6300 Irelan Place
P.O. Box 655
Dublin, Ohio 43017
Phone: 614-889-0480
Fax: 614-889-0540

Canada

3570 Nashua Drive
Mississauga, Ontario
L4V 1L2
Phone: 905-670-4922
Fax: 905-670-1698

www.kineticsnoise.com
sales@kineticsnoise.com

Kinetics Noise Control, Inc. is continually upgrading the quality of our products. We reserve the right to make changes to this and all products without notice.