

Requirements for Piping System Restraints Definitions and Locating Requirements

SMACNA has developed a set of restraint placement criteria based on analytical review, practical experience, and historical analysis. The criteria presented in this manual is generally based on the SMACNA criteria, with the only exceptions being an extrapolation of the data to higher seismic force levels and an increase in allowable spacing where restraint hardware capacity (as illustrated in the SMACNA guide) would be exceeded.

With respect to the conceptual restraint arrangement illustrations, the SMACNA concepts are appropriate and are referenced here.

In general, pipes are restrained in lengths called "runs." Therefore before getting into a detailed review of the restraint systems it is imperative that a definition of "run" as well as other key terms be addressed.

Definitions

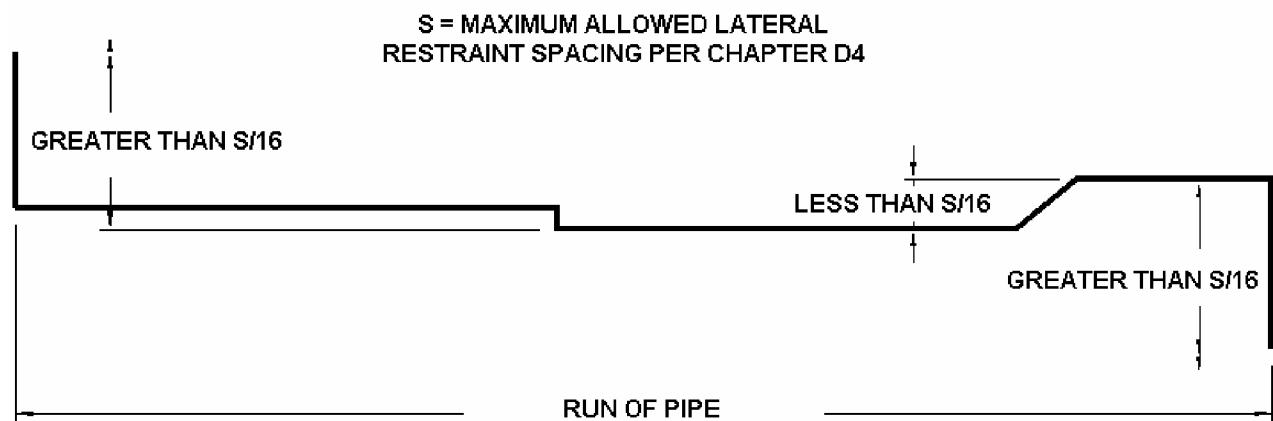
Axial In the direction of the axis of the pipe.

Lateral Side to side when looking along the axis of the pipe.

Pipe Clamp A heavy duty split ring clamp tightened against the pipe to the point that it can be used to control the axial motion of the pipe.

Restraint Any device that limits the motion of a pipe in either the lateral or axial direction.

Run A more or less straight length of pipe where offsets are limited to not more than $S/16$ where S is the maximum permitted lateral restraint spacing (a function of pipe size and seismic forces) and the total length is greater than $S/2$. (Note: S dimensions for various conditions are listed in Chapter D4.)



DEFINITIONS AND LOCATING REQUIREMENTS

PAGE 1 OF 6

RELEASE DATE: 11/6/07



Toll Free (USA only): 800-959-1229
International: 614-889-0480
Fax: 614-889-0540
World Wide Web: www.kineticsnoise.com
Email: sales@kineticsnoise.com

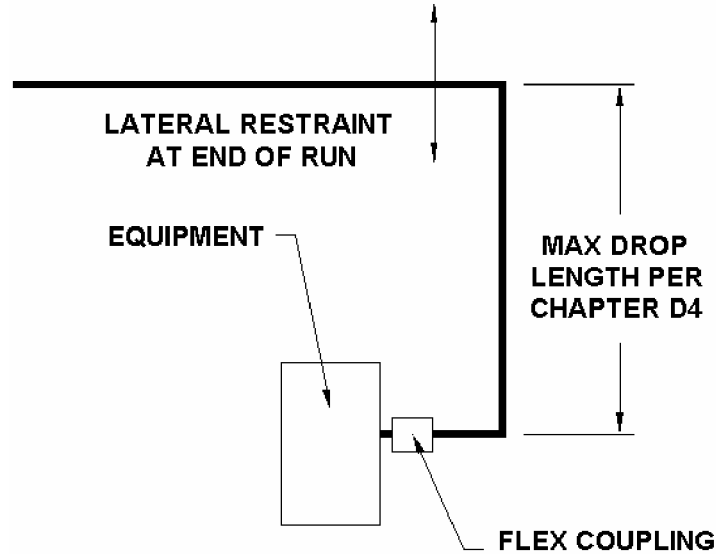
DOCUMENT:

D7.4.1



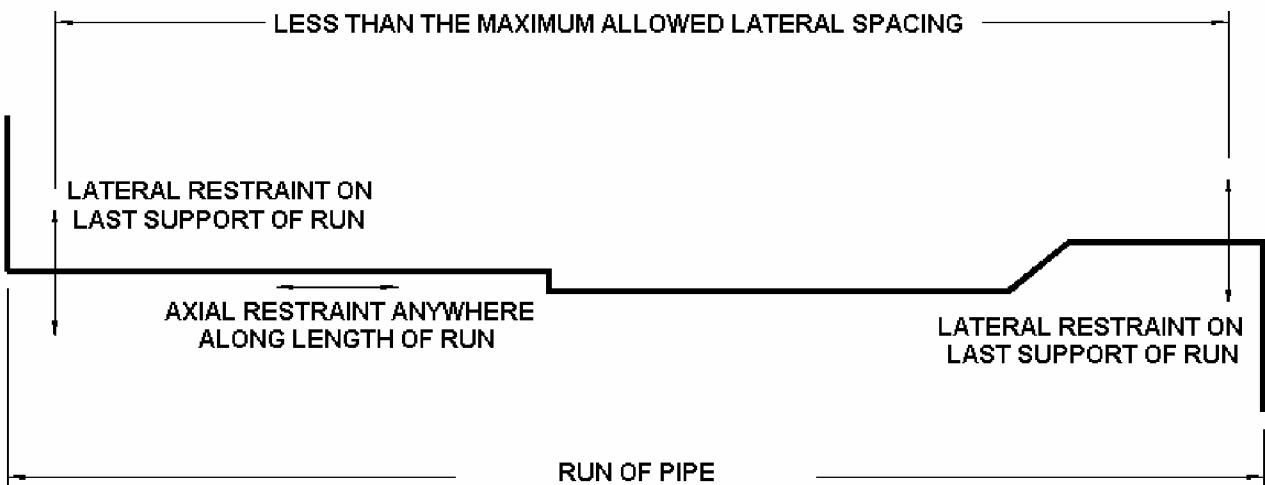
Short Run A run as defined above where the total length is less than $S/2$ and where it is connected on both ends to other runs or short runs.

Drop A length of pipe that normally extends down from an overhead run of pipe and connects to a piece of equipment, usually through some type of flex connector. The drop can also extend horizontally. In order to qualify as a drop, the length of this pipe must be less than $S/2$. If over $S/2$, the length of pipe would be classified as a run.



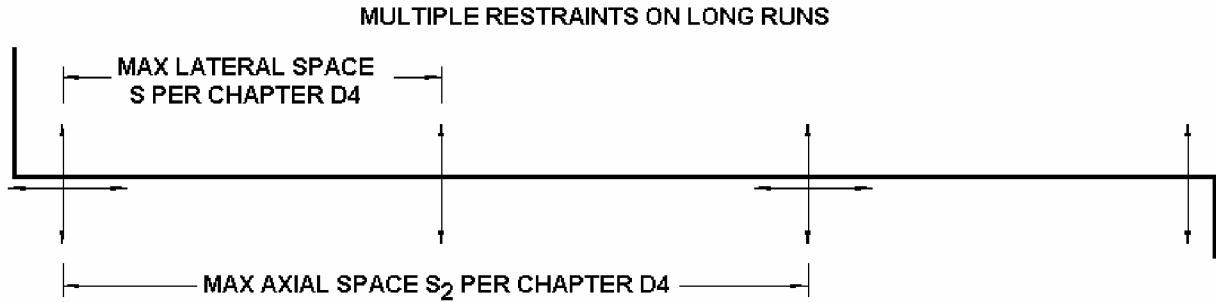
Restraint Requirements

- 1) Full runs (Greater in length than $S/2$) must be restrained in both the axial and lateral direction. If the run is not a short run or a drop, it must, as a minimum, be laterally restrained at the last support location on each end.

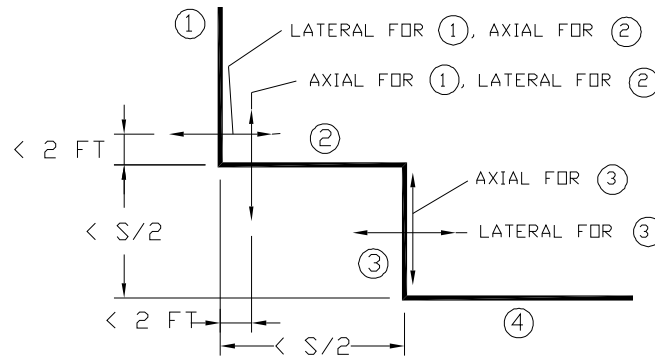


DEFINITIONS AND LOCATING REQUIREMENTS

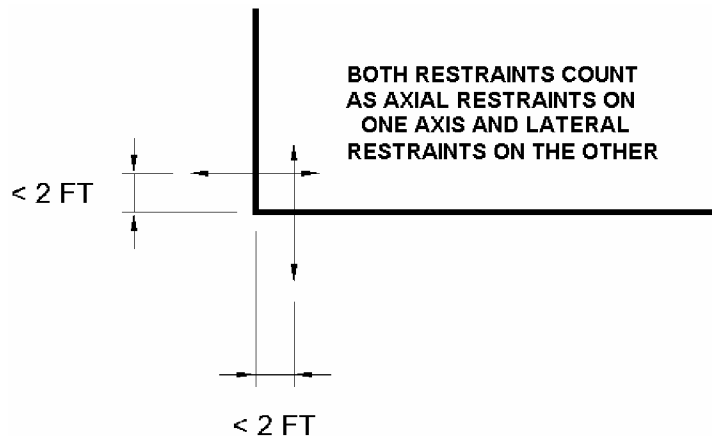
- 2) If a run is longer than “S”, intermediate restraints are required to limit the spacing to that permitted by the building code (see table in Chapter D4).



- 3) Axial restraints attached to the run of piping along its length must be connected using a pipe clamp (as previously defined).
- 4) Short runs or drops need only have one lateral and one axial restraint.



- 5) If a lateral restraint is located within 2 feet of a corner (based on a measurement to the pipe centerline), it can be used as an axial restraint on the intersecting run.



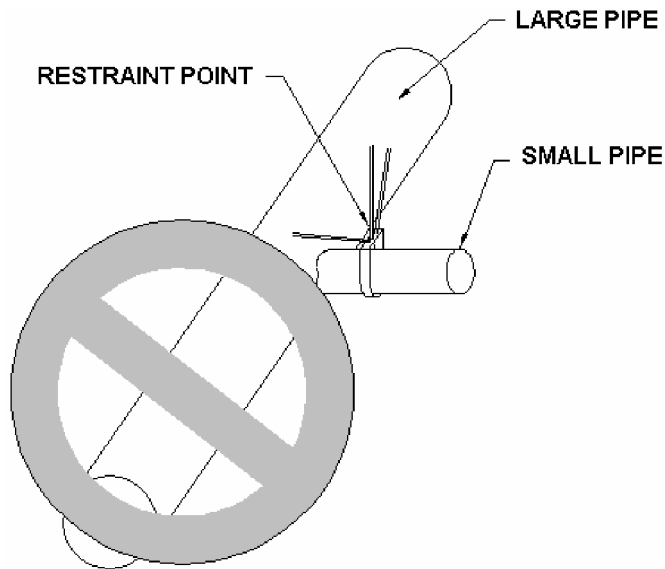
DEFINITIONS AND LOCATING REQUIREMENTS



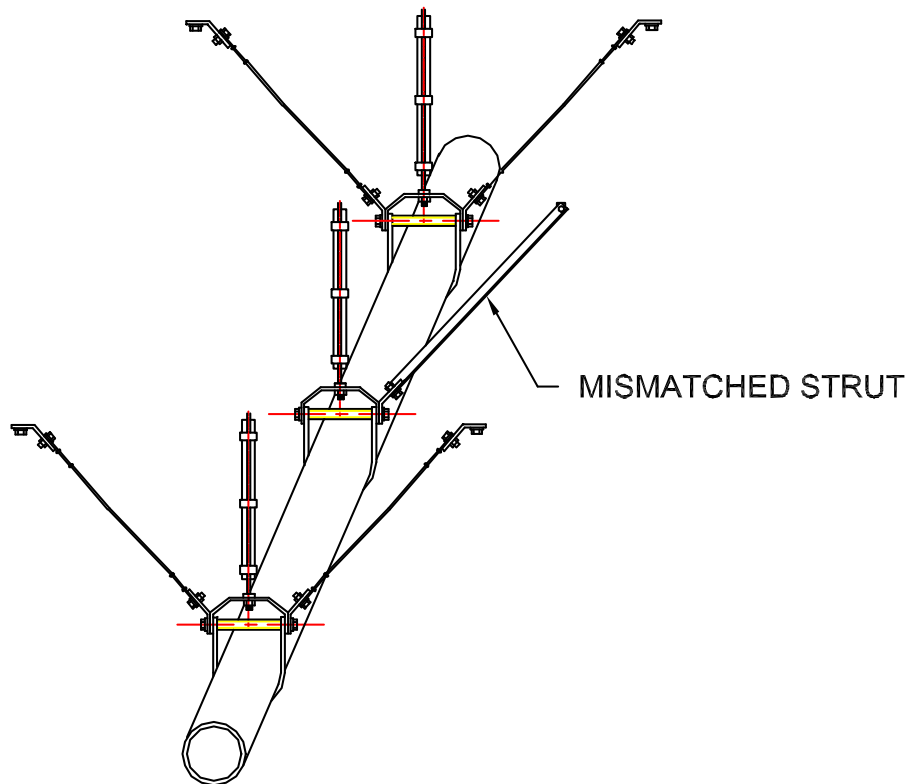
Toll Free (USA only): 800-959-1229
 International: 614-889-0480
 Fax: 614-889-0540
 World Wide Web: www.kineticsnoise.com
 Email: sales@kineticsnoise.com



6) Larger pipes cannot be restrained with restraints located on smaller branch lines.



7) Within a run, the type of restraint used must be consistent. For example, mixing a strut with cable restraints is not permitted.



DEFINITIONS AND LOCATING REQUIREMENTS

PAGE 4 OF 6

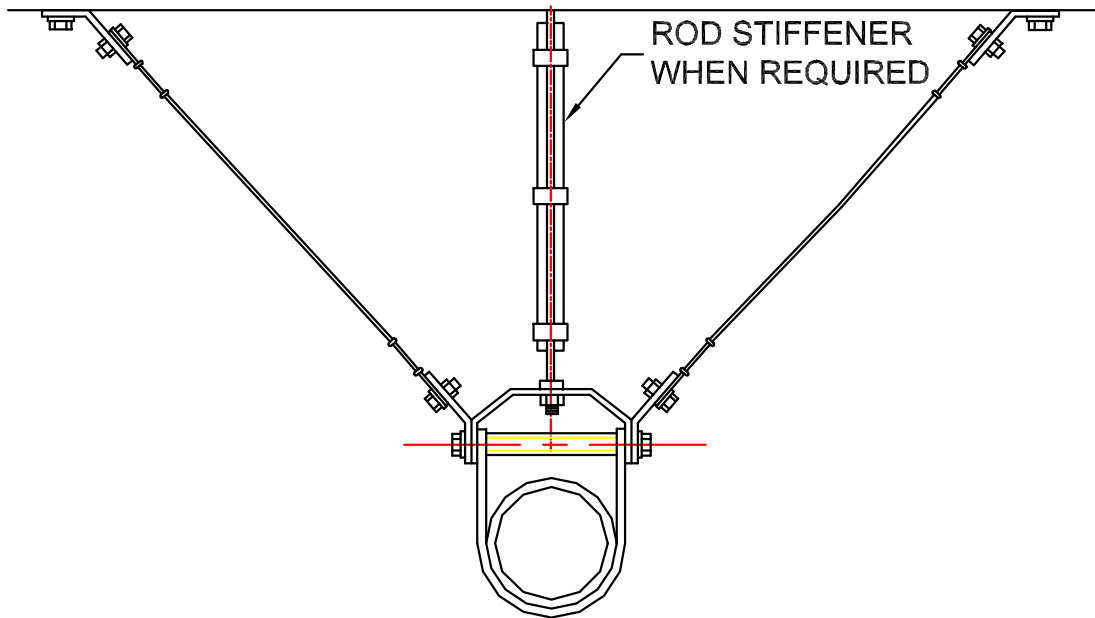
RELEASE DATE: 11/6/07



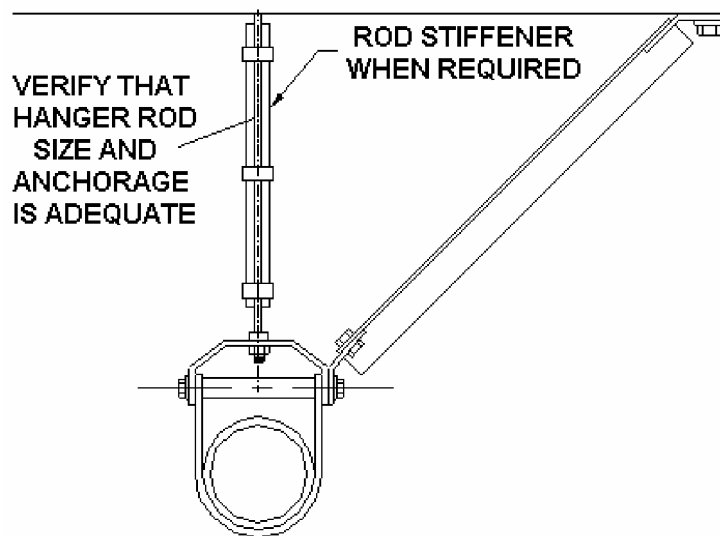
Toll Free (USA only): 800-959-1229
International: 614-889-0480
Fax: 614-889-0540
World Wide Web: www.kineticsnoise.com
Email: sales@kineticsnoise.com

DOCUMENT:
D7.4.1
 VISCMA
MEMBER

- 8) With longer hanger rods, rod stiffeners are likely to be required. Refer to the appropriate table in Chapter D4 to determine: (1) if needed, (2) what size stiffener material is appropriate, and (3) how frequently it needs to be clamped to the hanger rod.

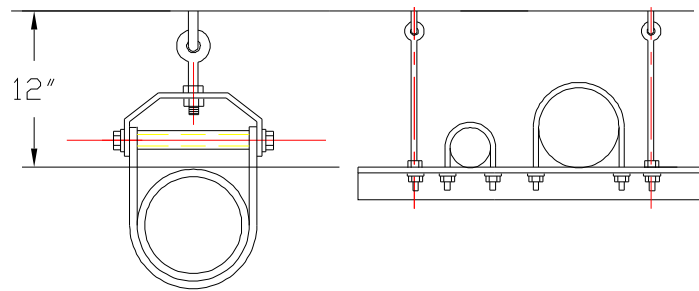


- 9) In addition to possibly requiring rod stiffeners, when struts are used to restrain piping, the size of the hanger rod and its anchorage also become critical. Again refer to the appropriate table in Chapter D4 to determine the minimum allowable size for the hanger rod and anchor.

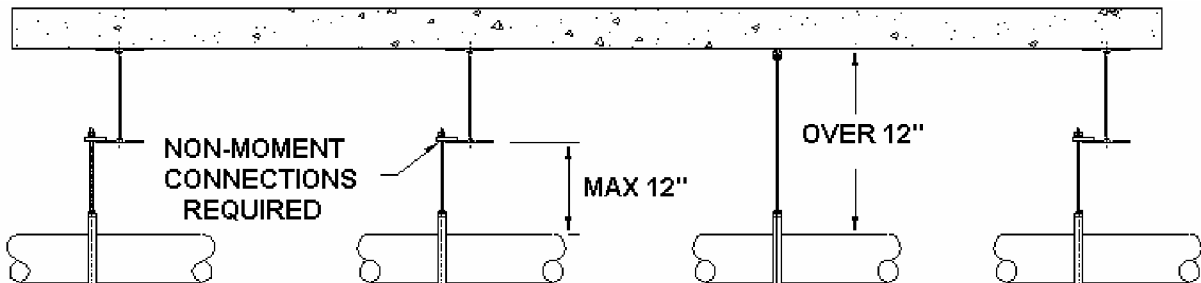


DEFINITIONS AND LOCATING REQUIREMENTS

- 10) In some cases, it may be possible to locate the piping system close enough to the support structure (12") to eliminate the need for restraint. (Refer to the building code review chapter (D2) to determine if this exemption is applicable.) If it is applicable, the 12" dimension is measured as shown below.



- 11) When using the above rule it is critical that all support locations in a run conform. If even one location exceeds 12", the run cannot be exempted from restraint.



DEFINITIONS AND LOCATING REQUIREMENTS

